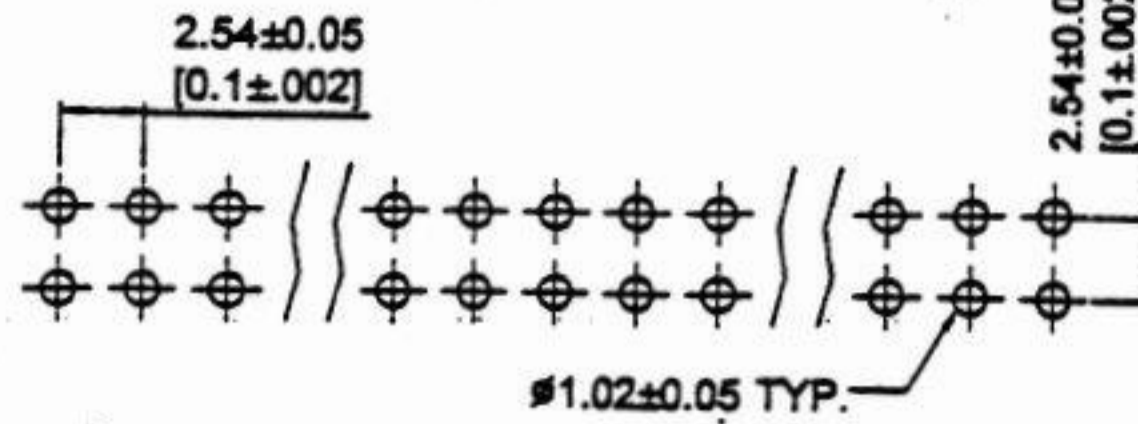
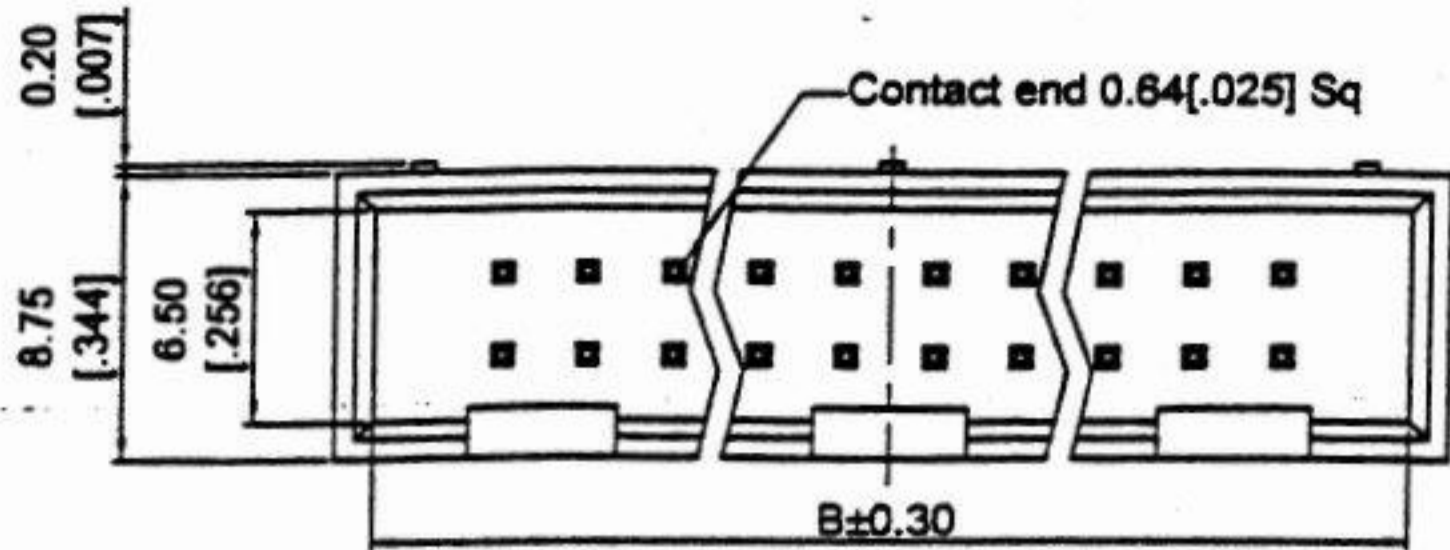


ROHS

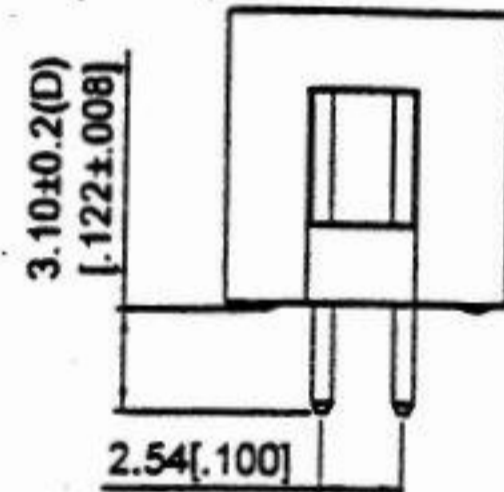
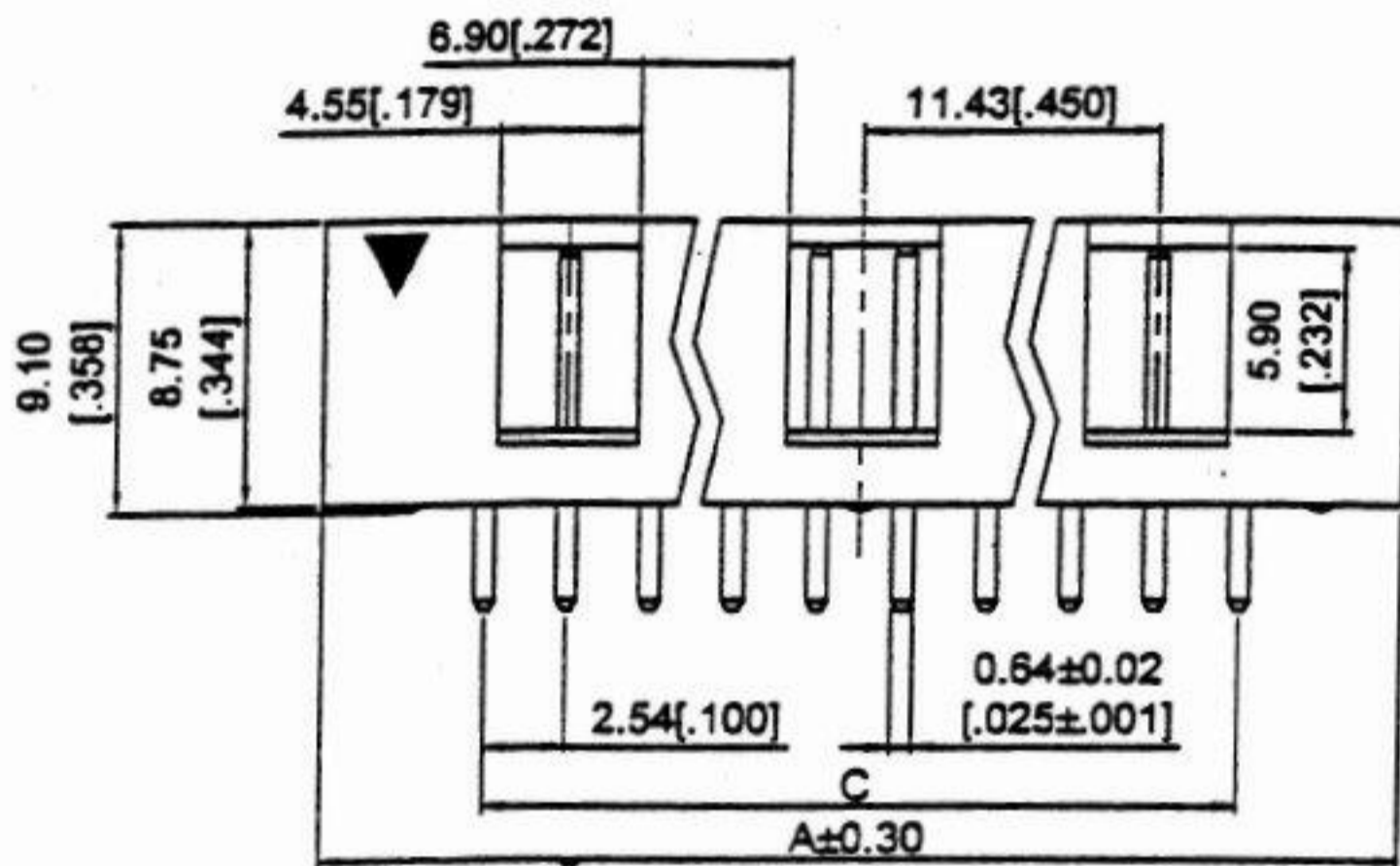


MATERIALS :

1. HOUSING : P.B.T. (UL 94V-0), BLACK
2. TERMINAL : S.Q. 0.64mm BRASS, GOLD PLATING.

SPECIFICATION

1. CURRENT RATING : 3 AMP. MAX.
2. DIELECTRIC WITHSTAND VOLTAGE : 1,000V AC R.M.S. FOR 1 MINTUE.
3. INSULATION RESISTANCE : 5,000M OHMS MIN. AT 1,000V DC.
4. OPERATING TEMPERATURE : -55°C TO +105°C.



Number Of Position	DIMENSIONS		
	A	B	C
06	15.24[0.600]	12.94[0.509]	5.08[0.200]
08	17.78[0.700]	15.48[0.609]	7.62[0.300]
10	20.32[0.800]	18.02[0.709]	10.16[0.400]
12	22.86[0.900]	20.56[0.809]	12.70[0.500]
14	25.40[1.000]	23.10[0.909]	15.24[0.600]
16	27.94[1.100]	25.64[1.009]	17.78[0.700]
20	33.02[1.300]	30.72[1.209]	22.86[0.900]
24	38.10[1.500]	35.80[1.409]	27.94[1.100]
26	40.64[1.600]	38.34[1.509]	30.48[1.200]
30	45.72[1.800]	43.42[1.709]	35.56[1.400]
34	50.80[2.000]	48.50[1.909]	40.64[1.600]
40	58.42[2.300]	56.12[2.209]	48.28[1.900]
44	63.50[2.500]	61.20[2.409]	53.34[2.100]
50	71.12[2.800]	68.82[2.709]	60.96[2.400]
60	83.82[3.300]	81.52[3.209]	73.66[2.900]
64	88.90[3.500]	86.60[3.409]	78.74[3.100]

How to order Please replace "X" with appropriate coding listed in the table below.

Part Number

7110 - XXS - XX - X - D - X

No. of Connectors
06,08,10,12,14,16,20,24,26,30,34,40,44,50,60,64 Connectors

Connector Type	
Definition	Code
Straight	S
Right Angle	R

Contact Plating	
Definition	Code
Gold Flash	GF
Gold & Tin	GT
Tin Flash	TF
3μ"	03
5μ"	05
10μ"	10
15μ"	15
30μ"	30

Color	
Definition	Code
Black	B
White	W
Blue	U
Yellow	Y
Green	G

Pin Lenth	
Definition	Code
D	031

If you desire an other length, by marking put desire length in the D.

No. of Gaps	
Definition	Code
1 Gap	1
3 Gaps	3

- *Less than 44 Pins only 1 gap type.
- *50 Pins have 1 gap or 3 gaps type.
- *60,64 Pins only 3 gaps type.

TOP WILLING CO., LTD.

SCALE				DRAW NO.	
NONE				D001	
SIZE	SHEET	REV.	DATE		
A4	1 OF 1	A	2003.08.15		